



RENTON POLICE DEPARTMENT

Use of Force Analysis Report January 1, 2019 through December 31, 2019



Renton Police Department 2019 Analysis of Use of Force Incidents

Introduction

The Renton Police Department is committed to protecting people, their property, and their rights. The use of force by law enforcement is a matter of critical concern to law enforcement, as well as the public.

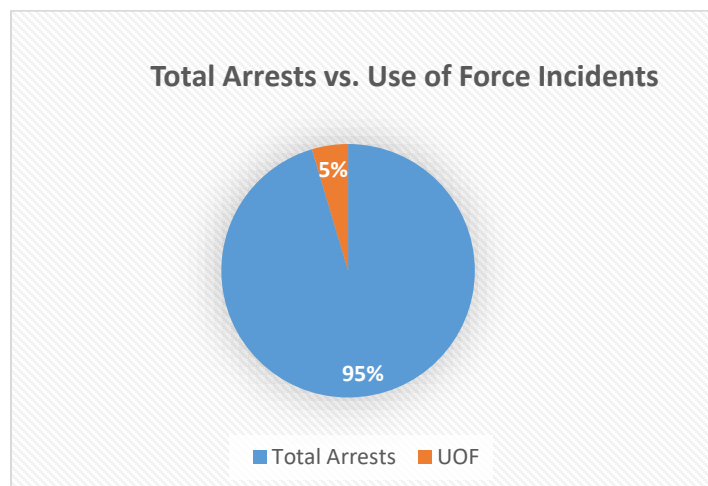
Officers are involved on a daily basis in numerous interactions and when warranted, may need to use reasonable force in carrying out their duties. The Renton Police Department recognizes and respects the value of all human life without prejudice to anyone. Vesting officers with the authority to use reasonable force and to protect the public and themselves requires monitoring, evaluation and a careful balance of all interests.

The purpose of this analysis is to provide the public with information about officers' use of force and trends associated with use of force. The analysis provides information on many factors involving the subjects and involved officers, as well as environmental details. The Renton Police Department's Training Unit utilizes information contained in officers' use of force reports to assist in their development of training curriculums.

Use of Force Incidents versus Arrests Ratios are Low Across Demographics

During 2019 there were 105 use force incidents, equaling a total of 149 individual Use of Force reports (some occurrences necessitated the use of force by more than one officer onscene). During this time period, officers responded to 80,096 calls for service. The force to calls-for-service ratio is .1%. (It should be noted here, the information in this report takes into account what the call was *originally* dispatched as, as opposed to what the subject was charged with.)

The Renton Police Department's total arrests for 2019 compared to the use of force incidents shows 5% of arrests resulted in force being used to apprehend the subject, with the total number of arrests for 2019 at 2,172.

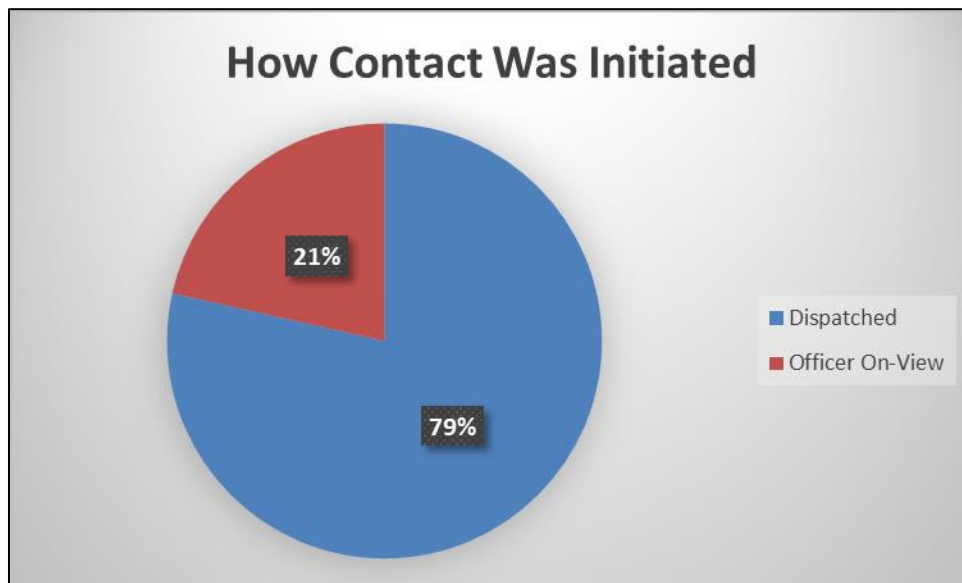


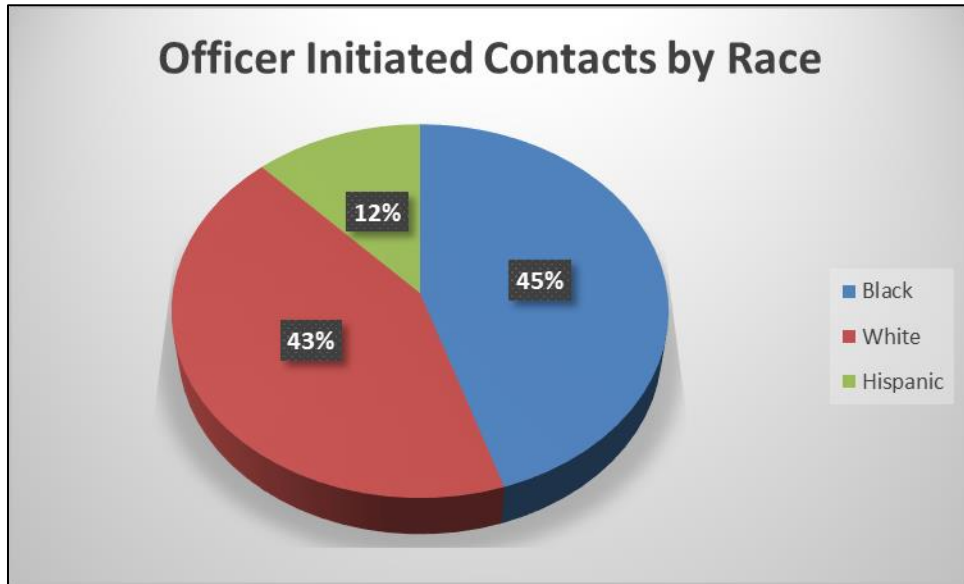
2019 Use of Force – At a Glance

- **2019 Total Use of Force Incidents:** 105
- **Origin:** Incidents most often develop from a call for service (i.e., 911 call).
- **Call Type:** Suspicious subject contacts have accounted for the highest number of use of force incidents (14%).
- **Type of Force:** Soft empty hand accounted for 60% of the most common use of force tactic utilized.
- **Impairment:** Drugs and/or alcohol played a part in 36% of incidents. The impact of the subject's mental health was documented in 10 (10%) of our use of force incidents.
- **Review Process:** Each UOF incident is reviewed by the officer's chain-of-command, which includes: Sergeant, Commander, Deputy Chief and the Chief of Police.
- **Training Issues:** Issues are addressed on an individual level and a department-wide level including tactical issues, such as the need to wait for backup officers; report writing; criminal procedures; professional language; and activating Coban before exiting their department vehicle.

Most Incidents Associated with Calls for Service

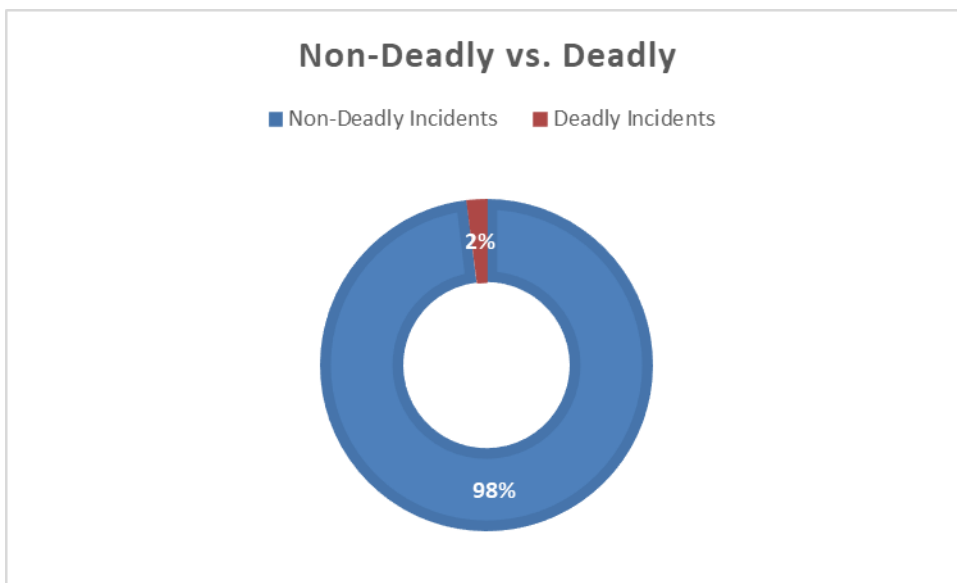
Use of force incidents stem most often from officers responding to calls for service, rather than officer-initiated contacts or contact from assisting another agency. 2019 data shows that 117 (79%) of the 149 use of force reports resulted from officers being dispatched. When an officer on-viewed an incident requiring their attention, it was typically due to working a security detail for a local business, they on-viewed a known warrant subject, or they witnessed a traffic violation or criminal incident. Out of the 149 use of force incident reports for 2019, 32 (21%) were initiated by the officer(s).





Total Use of Force Incidents

This report analyzes less lethal applications (i.e., soft empty hand, hard empty hand, Taser deployment, OC, K9 deployment, etc.). In 2019, there were 154 less lethal uses of force, one Lateral Vascular Neck Restraint, and three deadly force incidents.



RENTON POLICE DEPARTMENT
Use of Force Analysis Report 2019

Reviewable Use of Force

Reviewable uses of force involve an officer’s deployment of control tactics and/or control devices. When a subject allows themselves to be searched, escorted, handcuffed or restrained, it is not considered a reviewable use of force; it is considered compliance. Less intrusive control tactics are not normally deemed a “Reviewable Use of Force.” However, if an injury occurs that is not consistent with an applied control technique or tactic, or if the subject complains of injury, a use of force report would be necessary. Most reviewable use of force incidents occur when an officer uses a physical tactic or device. The Renton Police Department also categorizes the intentional pointing of a firearm at a subject as a reviewable use of force incident, although it does not involve the application of physical force.

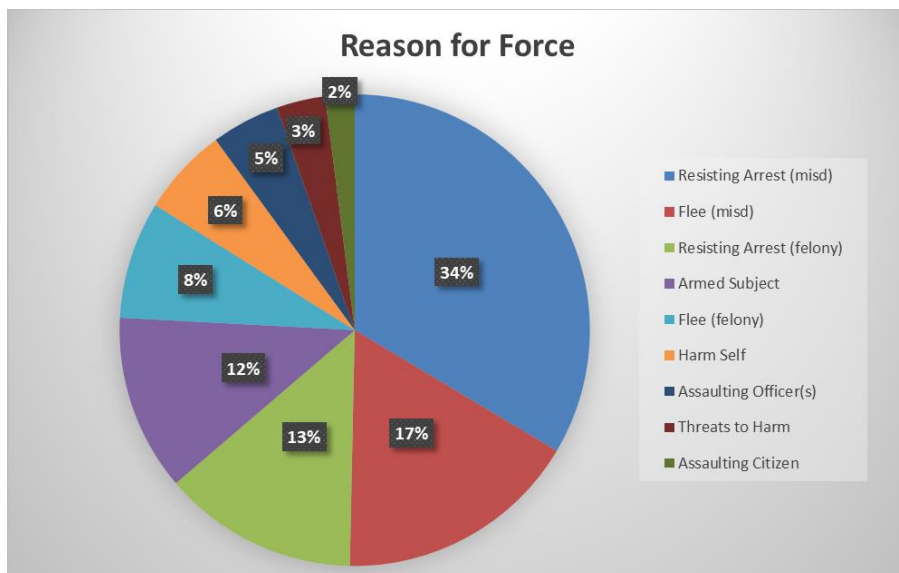
Total Reviewable Use of Force Incidents vs Citizen Contacts

Use of force numbers are often compared against the total number of police-citizen contacts. It is difficult to provide a definitive number of police-citizen contacts as there are many informal contacts and non-enforcement contacts with citizens (i.e., partnerships, meetings, business contacts and outreach). Reviewing total call for service numbers can be helpful as these numbers provide context to the large quantity of interactions between Renton PD and the community that occur every year. While we know most incidents involve multiple parties, and contacts per incident, the number of incidents provides the absolute minimum number of community contacts.

In 2019, officers responded to a total of 80,096 incidents. This number includes both calls for service and officer-initiated incidents. Renton Officers used force in 105 of those incidents. The ratio of use of force incidents compared to calls for service is .1%.

Reason for Force

Renton Police Officers are required to document the circumstances of use of force contacts and articulate the reason they used force during the incident. The most common reason for 2019 was physically resisting arrest for a misdemeanor offense, followed by fleeing from an officer(s) for a misdemeanor offense.



Force Types Defined

Soft, Empty-Hand Techniques

- Counter-Joint Techniques/Holds
- Hair Holds / Take-Downs
- Pressure Point
- Pain Compliance

Hard, Empty-Hand Techniques

- Active Counter-Measures
- Kicks
- Strikes
- Stuns
- Conducted Electrical Weapon Non-Probe Drive Stun

Police Canine (K-9)

Used to locate fleeing suspects; available for mutual aid to other law enforcement agencies.

Intermediate Force

- Impact Weapons
- Oleoresin Capsicum Spray
- Conducted Electrical Weapon Probe Deployment

Deadly Force

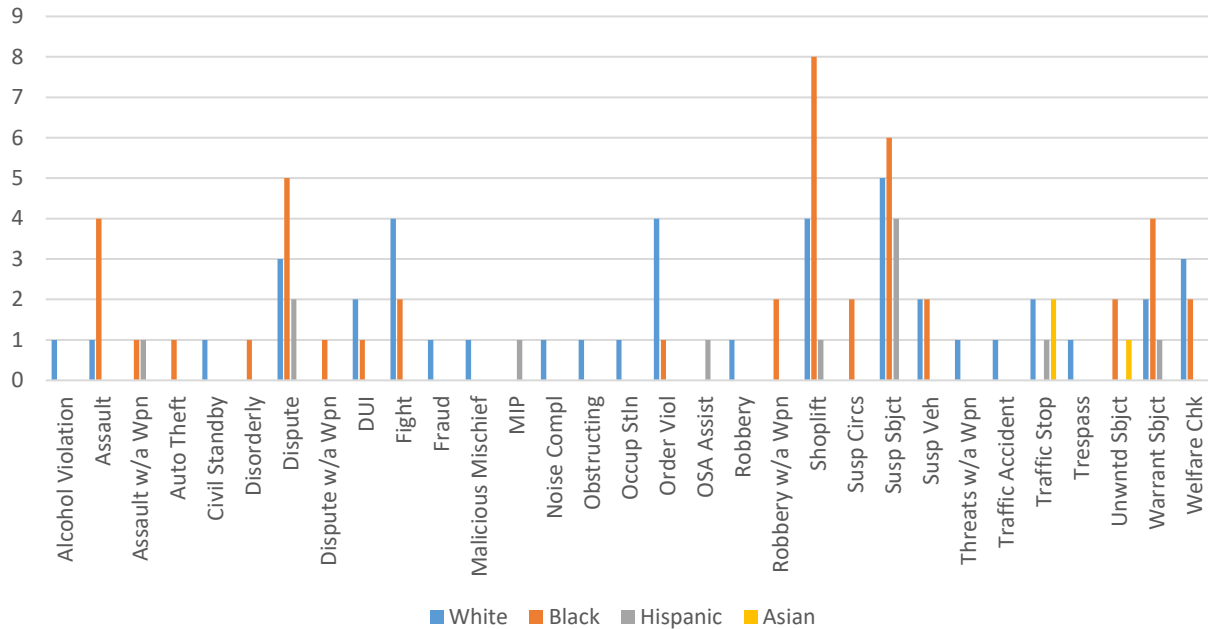
- Vascular Neck Restraint
- Firearms

RENTON POLICE DEPARTMENT
Use of Force Analysis Report 2019

Reason for Contact By Race

Data for 2019 shows 43 (41%) contacts with white subjects, 45 (43%) with black, 12 (11%) with Hispanic, and 3 (3%) with Asian (Indian and Unknown are not included in this chart due to 2% or lower contact percentages). The most frequent contact with subjects during this review period was for Suspicious Subject, followed closely by Shoplift and Disputes.

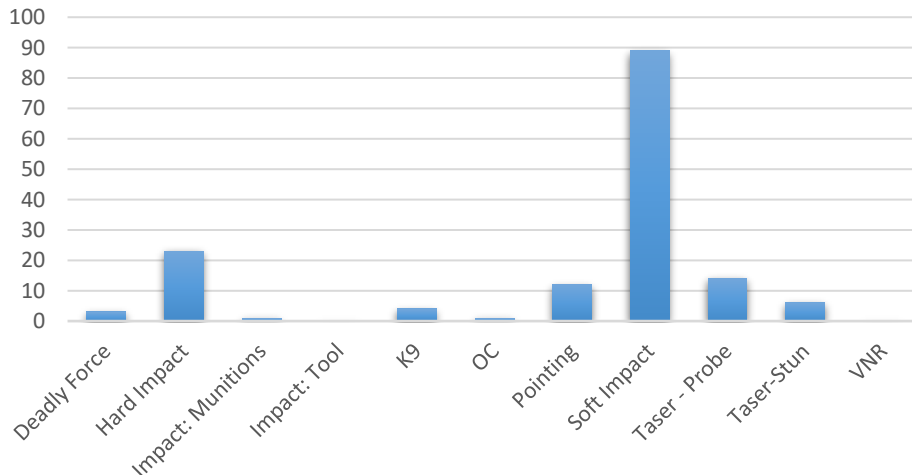
Reason for Contact by Race



Type of Force Used

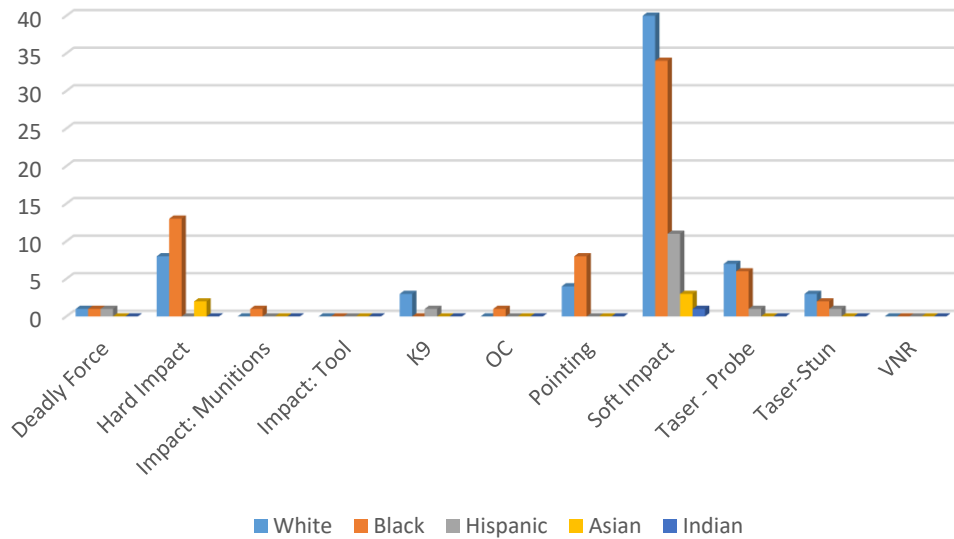
Many of the incidents in 2019 involved multiple officers and more than one type of force. For example: while taking a subject into custody, one officer might use a soft empty hand technique while another officer may deploy a Taser. The use of a Soft empty hand technique is by far the most frequent type of force used by officers in 2019.

Most Common Types of Force Used



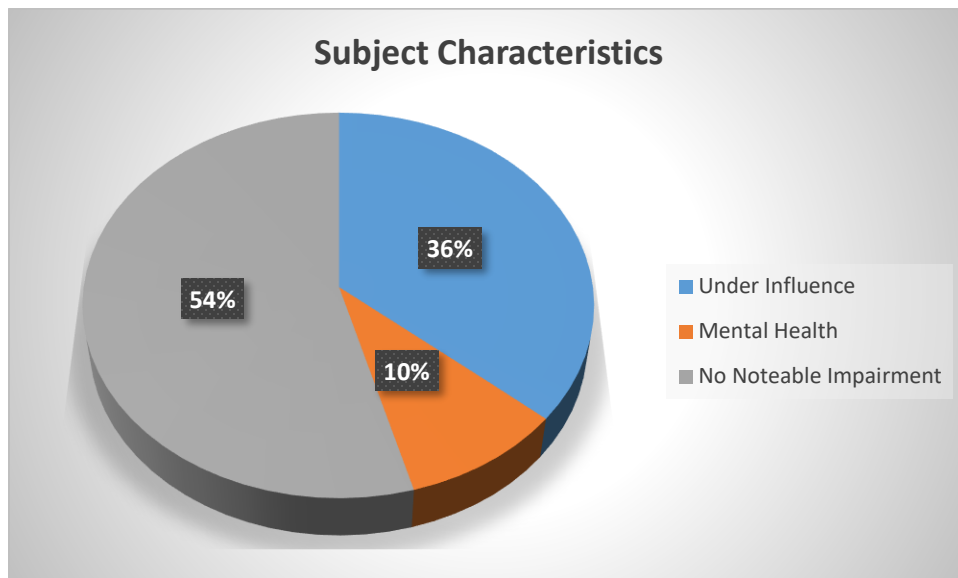
RENTON POLICE DEPARTMENT
Use of Force Analysis Report 2019

Types of Use of Force by Race



Subject Under the Influence and/or Mental Crisis

In 48 (46%) of the use of force incidents, the subject contacted was noted as being under the influence and/or experiencing a mental health crisis.



RENTON POLICE DEPARTMENT
Use of Force Analysis Report 2019

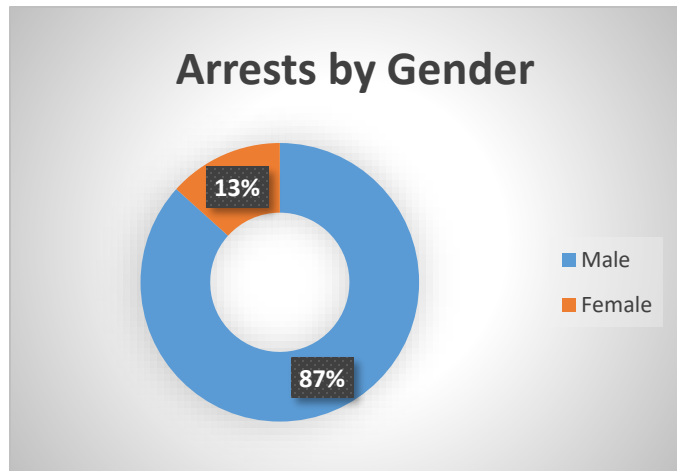
Subjects were documented as appearing to be mentally unstable in 10 (10%) of the 105 use of force incidents in 2019. Some of these incidents involved people who were considered to be a danger to themselves or others. In these situations, force is used in a community caretaking function with the need to transport the person to the hospital rather than arresting them. It is difficult to know if a person exhibiting signs of intoxication and speaking incoherently has underlying mental health issues, or if the behavior is solely due to the intoxicating substance. In 57 (54%) of the incidents officers were not aware of any substance impairment or mental health issues.

Subjects Age

The average age of adult subjects where force was used was 32 years old. Eleven subjects were juveniles (i.e., under the age of 18).

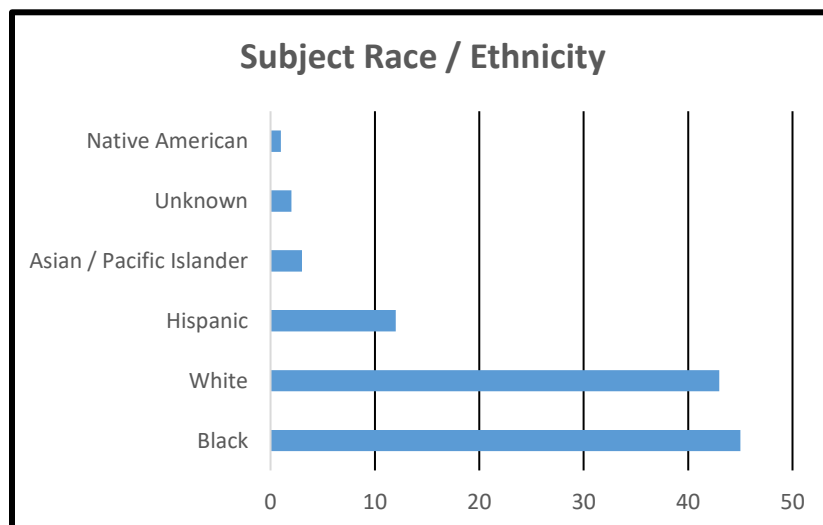
Subjects Gender

The majority of involved subjects in use of force incidents were male (87%).



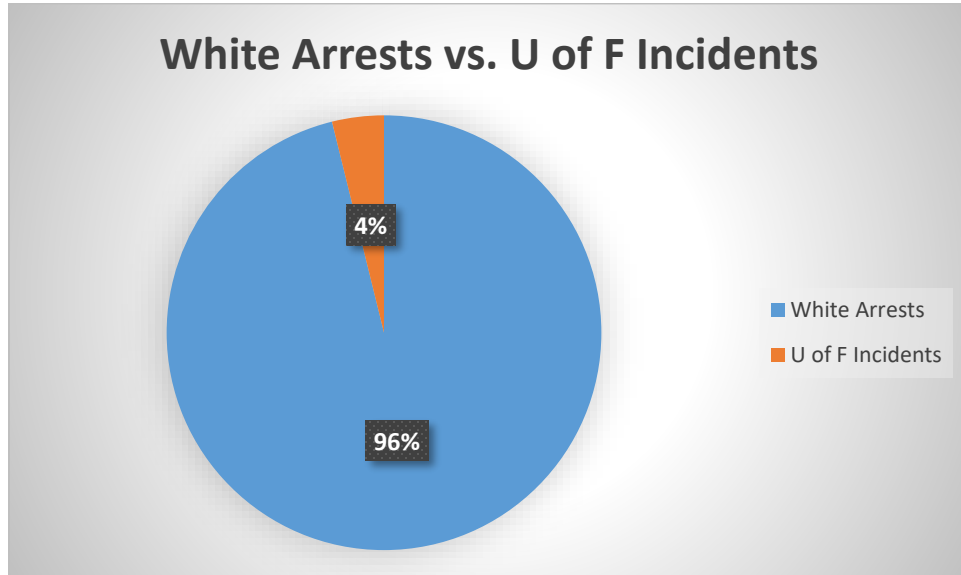
Subject Racial / Ethnic Demographics

Of the 105 subjects contacted where force was applied, 45 (43%) individuals were black, 43 (41%) were white, 12 (11%) were Hispanic, 3 (3%) were Asian/Pacific Islander, 2 (2%) were unknown, and 1% Native American.

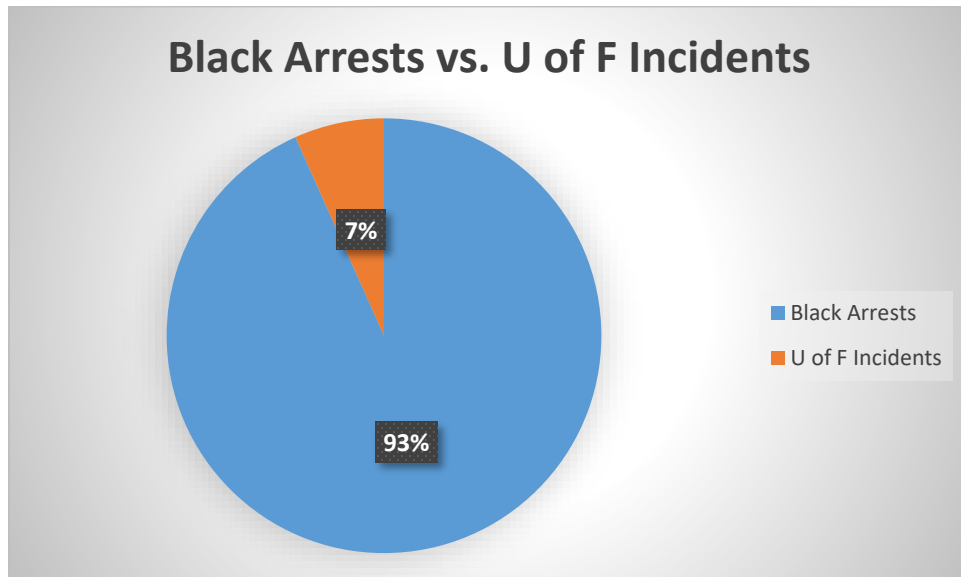


Arrest Demographics Compared to Use of Force Demographics

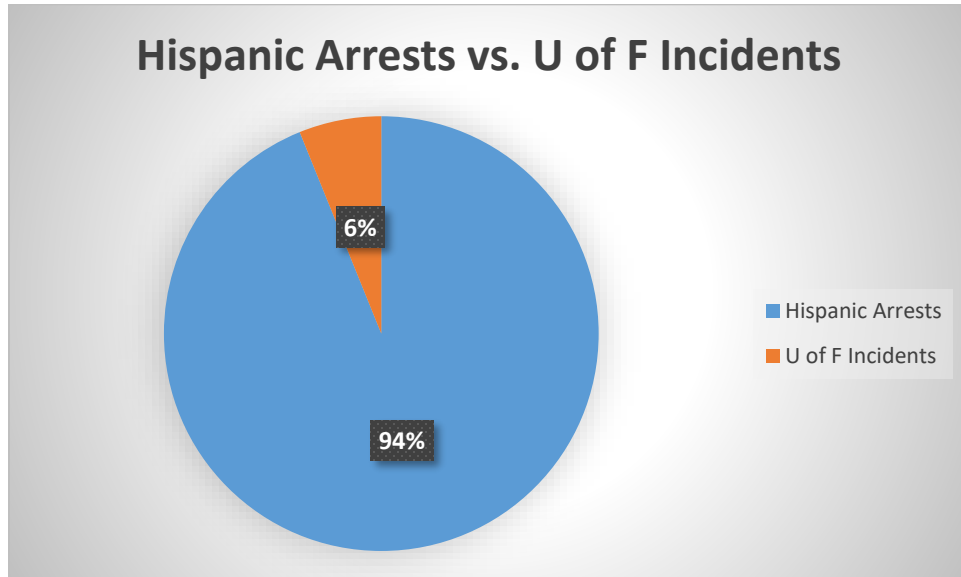
- 1,074 White individuals were arrested in 2019. The force to arrest ratio is 4%.



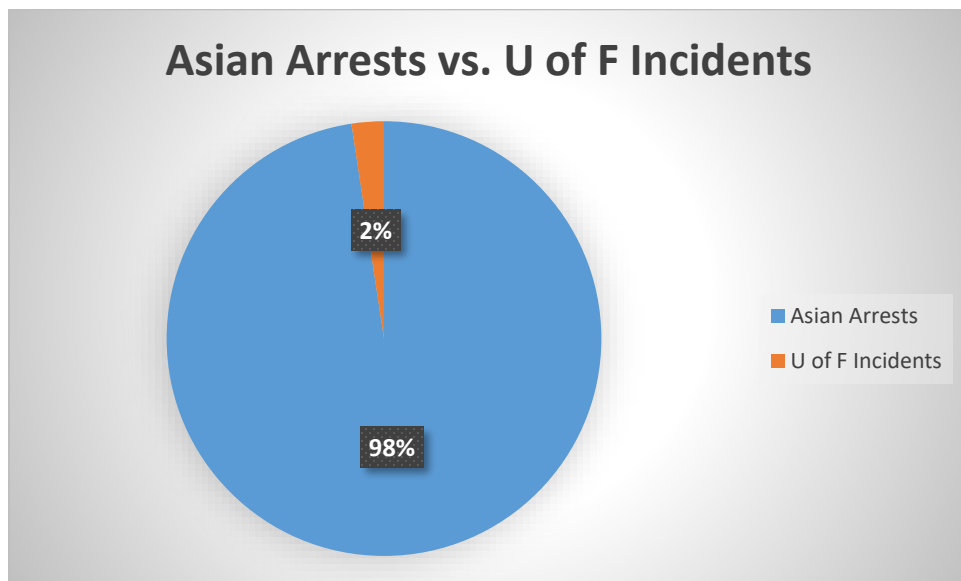
- 629 Black individuals were arrested in 2019. The force to arrest ratio is 7%.



- 184 Hispanic individuals were arrested in 2019. The force to arrest ratio is 6%.



- 122 Asian individuals were arrested in 2019. The force to arrest ratio is 4%.



Conclusion

Thorough review of use of force incidents is critical to the Renton Police Department. These reviews provide a comprehensive analysis of all incidents that have been individually reviewed and reveals trends that inform future training decisions. A proper review also helps improve the police department's authenticity and relationship with the community. Police Departments obtain their authority from legal and constitutional principles designed to uphold the safety and dignity of the public, and unreasonable use of force undermines the community's trust. Therefore, thorough evaluation is required when vesting officers with the authority to use objectively reasonable force. The Renton Police Department is committed to providing a comprehensive annual review of incidents and making that review available to the public.